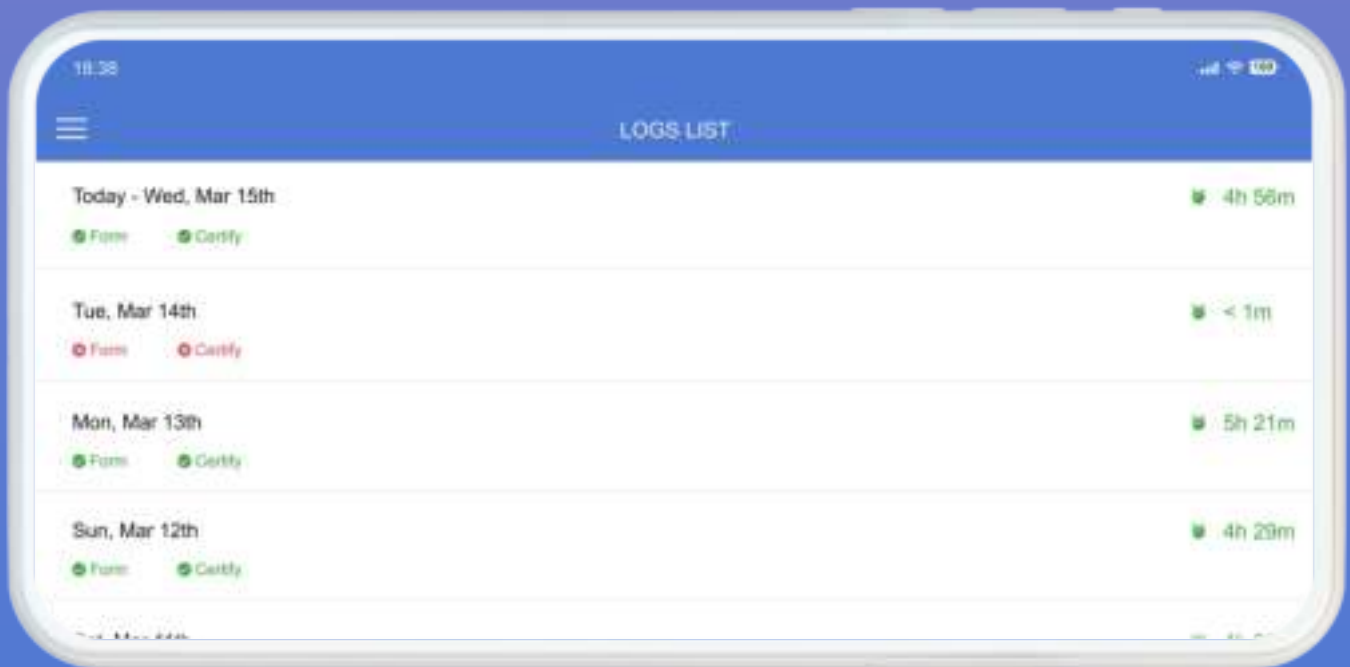



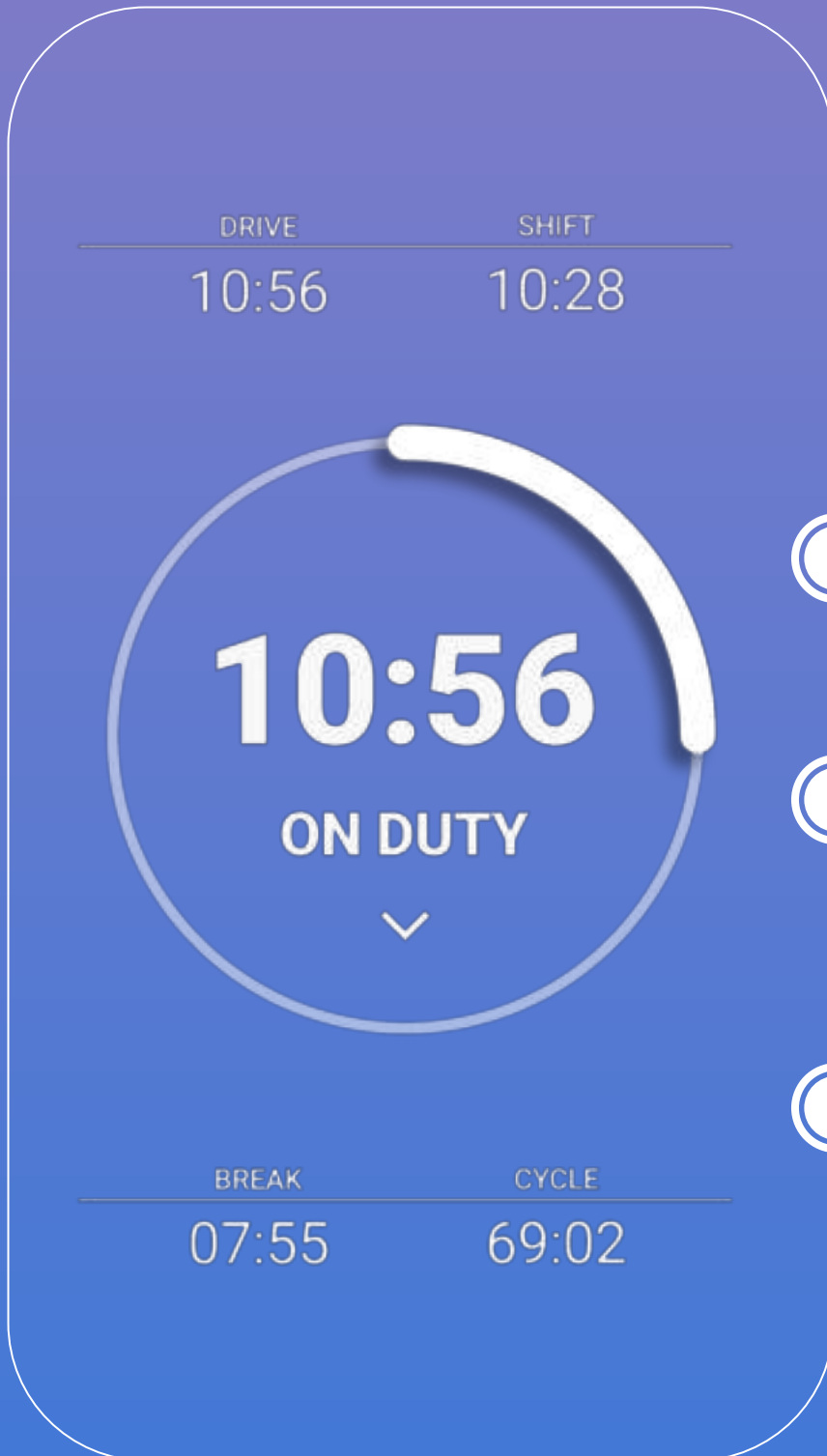
USER GUIDE



COLIBRI ELD

Driver's Status

Go to the Main Menu and then to Status to view the following data:



Shift:

Displays the remaining hours on your current shift.



Driving Time:

Calculates the remaining driving time for the current shift.



Off-Duty and Breaks:

Displays the required off-duty and break time.

Manage Log

To insert past duty status for any of the past fourteen days:

Today - Tue, Jul 12th

✔ 34m ✖ Form ✖ Certify



Monday, Jul 11th

✔ < 1m ✖ Form ✖ Certify



Sunday, Jul 10th

✔ < 1m ✖ Form ✖ Certify



Saturday, Jul 9th

✔ < 1m ✖ Form ✖ Certify



Friday, Jul 8th

✔ 8h
41m ✔ Form ✔ Certify



Thursday, Jul 7th

✔ 7h
51m ✔ Form ✔ Certify



Go to the Main Menu and tap on Logs.



Choose a date for the log.



Tap on the plus icon and input the log data.



Tap Save and the past duty status will be inserted.

* driving time cannot be modified